



C/CAG
City/County Association of Governments
of San Mateo County

ANNUAL REPORT | FY 2016-2017



C/CAG Officers:



*Alicia C. Aguirre, Chair
Redwood City, CA*

*Maryann Derwin, Vice Chair
Portola Valley, CA*

Sandy Wong, Executive Director

C/CAG

CITY/COUNTY ASSOCIATION OF GOVERNMENTS
OF SAN MATEO COUNTY

*Atherton • Belmont • Brisbane • Burlingame • Colma • Daly City • East Palo Alto • Foster City •
Half Moon Bay • Hillsborough • Menlo Park • Millbrae • Pacifica • Portola Valley • Redwood City •
San Bruno • San Carlos • San Mateo • San Mateo County • South San Francisco • Woodside*

Message from the Chair:

This is the 23rd Annual Report for the City/County Association of Governments of San Mateo County (C/CAG). The C/CAG Board of Directors is comprised of representatives from every city and town, the County, and transportation agencies in San Mateo County. C/CAG is a joint powers agency serving San Mateo County in the following functions:

- Transportation Planning and Funding
- Airport Land Use Compatibility
- Clean Water
- Climate Protection

C/CAG provides a forum for members to collaborate on solutions with local and regional effects, and enables member agencies to resolve critical local, countywide, and regional issues that significantly affect the quality of life of every person who lives, works or travels through our beautiful County.

We approach every project with the goal of improving lives for all ages, especially for children. C/CAG released the Safe Routes to School and Green Streets Infrastructure Pilot Program to distribute up to \$2,000,000 million for integrated safe routes to school and stormwater pollution prevention projects. The Pilot Program demonstrates an integrated approach to building infrastructure that makes it safer for children to walk and bike to school, while simultaneously capturing and cleaning stormwater runoff.

Together, we develop solutions in an efficient and cost-effective manner. I am proud to report on the innovative Carpool In San Mateo County! Program. The \$1,000,000 Program utilizes mobile carpooling applications to increase local carpool ridership during peak commute periods, thereby reducing single occupancy vehicles, traffic congestion, and greenhouse gas (GHG) emissions, all pressing issues in San Mateo County.

In the spirit of collaboration across the County, the San Mateo Countywide Transportation Plan 2040 (SMCTP 2040) was adopted by the C/CAG Board of Directors on February 9, 2017. The SMCTP 2040 articulates clear transportation planning goals and objectives to promote consistency and compatibility among all transportation plans and programs within the county. The plan promotes an integrated system-wide approach to transportation planning that gives proper consideration to the countywide transportation network as a whole.

C/CAG represents a united voice for member agencies at the regional level through participation in policy development and funding formula decisions at the Metropolitan Transportation Commission, Association of Bay Area Governments, the State Regional Water Quality Control Board, the California Transportation Commission, and the California Department of Transportation.

Please share this report with your friends and neighbors and contact us for additional information.

Warm Regards,

A handwritten signature in black ink that reads "Alicia C. Aguirre".

Alicia C. Aguirre
Chair, Board of Directors



C/CAG LAUNCHES \$1,000,000 CARPOOL INCENTIVE PROGRAM FOR SAN MATEO COUNTY COMMUTERS

Drivers and riders that use the C/CAG Countywide Carpool Incentive Pilot Program, known as Carpool In San Mateo County!, can earn up to \$4 per day by carpooling. This includes \$2 incentive per person for each commute trip to and from the cities of San Mateo County during peak periods. C/CAG's \$1,000,000 program utilizes mobile carpooling apps to increase local carpool ridership during peak travel periods and reduces traffic congestion and greenhouse gas emissions. Incentives are available now on Scoop and will launch at a later date on Waze Carpool. The Scoop app is available for download on iTunes and Google Play.

The goals of the program are to reduce the number of single occupancy vehicles and increase usage of carpooling and ridesharing in San Mateo County during peak commute periods and to encourage residents and employees of San Mateo County to consider carpooling/ridesharing as an alternative to driving alone. Since its launch with Scoop on July 24, 2017, the Program has saved over 1,000,000 rider miles and over 450 tons of CO₂ through nearly 40,000 carpool trips.



An Innovative C/CAG Pilot Program Carpool In San Mateo County! utilizes mobile carpooling apps to increase local carpool ridership during peak travel periods, therefore reducing single occupancy vehicles, traffic congestion, and greenhouse gas (GHG) emissions.

Benefits to Commuters It's fun and convenient. You can save time, save money, reduce stress, and meet new friends. It is also good for the environment.

Carpool With Your Co-Workers and Neighbors! The app automatically links drivers and riders to other users as close as possible to their origins and destinations. This includes door-to-door pickups and drop-offs.

How Does Carpool In San Mateo County! Work? Drivers and riders using Scoop will automatically receive the \$2 incentive per person during commute periods (5:30 a.m. – 10:00 a.m. and 3:30 p.m. – 8:00 p.m.), with a maximum incentive of \$4 per day.

How Do I Sign Up? The program is available now on the Scoop app downloadable from iTunes and Google Play.

Safe and Flexible Drivers using the Scoop app already have their motor vehicle histories checked. Use it once a week or every day at the times that work for you.

Need More Info? Please visit www.commute.org or www.ccag.ca.gov

C/CAG Board Members

Alicia C. Aguirre, *Chair, Redwood City*

Maryann Derwin, *Vice Chair, Portola Valley*

Elizabeth Lewis, *Atherton*

Doug Kim, *Belmont*

Cliff Lentz, *Brisbane*

Ricardo Ortiz, *Burlingame*

Diana Colvin, *Colma*

Judith Christensen, *Daly City*

Herb Perez, *Foster City*

Lisa Gauthier, *East Palo Alto*

Deborah Ruddock, *Half Moon Bay*

Marie Chuang, *Hillsborough*

Catherine Carlton, *Menlo Park*

Gina Papan, *Millbrae*

Mike O'Neill, *Pacifica*

Irene O'Connell, *San Bruno*

Mark Olbert, *San Carlos*

Diane Papan, *San Mateo*

Karyl Matsumoto, *SSF, SMCTA & TA*

Deborah Gordon, *Woodside*

David Canepa, *Board of Supervisors*

Program Performance

Countywide Transportation

Capital Projects

- Initiated the environmental study phase for US 101 Managed Lane project from Santa Clara County to I-380.
- Began construction of the Willow Road Interchange (\$19.5M in STIP).
- Began construction of the SR 92/El Camino Real ramp modification project (\$5M in STIP).
- Completed project studies for the expansion of the Smart Corridors Project into South San Francisco.

Programming & Project Delivery

- Secured and programmed \$9.4M from repurposed Federal Earmark for the preliminary engineering of the US 101 Managed Lane project from Santa Clara County to I-380.
- Assisted with completion of \$3.5M in 2017 One Bay Area Grant 1 projects (roadway rehabilitation, bicycle/ pedestrian and street enhancement projects).
- Awarded \$11M in pedestrian/bicycle improvements and neighborhood enhancement projects.
- Awarded \$13.5M in local streets and roads projects.
- Programmed \$2.6M for Safe Routes to School outreach programs.
- Planned and hosted Federal Aid delivery training for jurisdictions in San Francisco and San Mateo.
- Assisted member agencies to comply with Federal and state regulations in the completion of \$15M in transportation projects.

Funding

- Implemented a \$1M Countywide carpool incentive program.
- Distributed \$3.44M in Measure M funds to jurisdictions for local streets and roads maintenance and stormwater pollution prevention activities.



- Provided \$1.4M in Measure M funds to help fund SamTrans paratransit services (Redi Wheels) & senior mobility programs.
- Allocated \$525,000 in State Transportation Fund for Clean Air (TFCA) funds to Commute.org for Countywide Transportation Demand Management (TDM) services resulting in cost effectiveness of \$24,577 per ton of pollutants with 20 tons eliminated from the air.
- Allocated \$109K in TFCA funds to SamTrans for BART Shuttles to improve air quality resulting in cost effectiveness of \$37,557 per ton of pollutants with 2.75 tons eliminated from the air.
- Allocated \$160K in TFCA funds to SamTrans for installation of bike racks on buses.
- Allocated \$163K in TFCA funds to SamTrans for the San Carlos Community Shuttle.
- Provided \$510K in Congestion Relief Plan (CRP) funds to Commute.org for countywide TDM services.
- Funded four shuttle routes for \$295K in CRP funds providing over 72,000 passenger trips.
- Awarded \$400K in federal and Measure M funds to 96 schools providing 495 outreach, education, encouragement & evaluation activities as part of Countywide Safe Routes to School program.
- Continued to advocate for transportation funding at state level.

Planning

- Represented San Mateo County interest during the development of the Plan Bay Area 2040 update.
- Adopted the San Mateo Countywide Transportation Plan 2040 (SMCTP 2040)
- Adopted the San Mateo County Priority Development Area Investment and Growth Strategy Update.
- Initiated the 2017 Congestion Management Program Update.

Airport/Land Use Commission

- C/CAG, as the ALUC, implemented policies as adopted in the Airport/Land Use Compatibility Plans for three airports located in the county: Half Moon Bay, San Carlos, and San Francisco International.

Countywide Water Pollution Prevention Program



- Stormwater Resource Plan: Adopted the 2017 San Mateo County Stormwater Resource Plan to identify and prioritize opportunities for sustainable stormwater management.
- Green Infrastructure Planning: Developed model green infrastructure planning documents to support member agencies in adopting local plans by September 2019.
- Grant Funding: Helped member agencies secure \$1.2M in stormwater grants for green street and parking lot projects and \$22M in Caltrans funding for regional retention projects.
- Water Quality Monitoring: Continued monitoring local creeks, including tracking pollutants of concern, such as pesticides, mercury, and polychlorinated biphenyls (PCBs).
- Trash: Continued efforts to help member agencies reduce trash and litter in storm drains, including performing visual assessments to verify effectiveness of local efforts.
- Rain Barrel Rebates: Continued partnering with the Bay Area Water Supply and Conservation Agency to provide countywide rain barrel rebates to help conserve water and reduce storm water pollution.
- Call for Projects: Released a call for projects for improving intersections to make it safer for kids to walk and bike to school while also treating stormwater runoff.



SAN MATEO COUNTY energy watch

Climate

SMC Energy Watch – On Track to Achieve Energy Savings Goals

- Completed 4.4M kilowatt hours and 616 peak kilowatts of energy savings and demand reduction since the beginning of the 2016-2018 calendar year program cycle.
- Drove energy savings for non-profits, schools, public agencies, special districts, and lower income homes through turnkey retrofit programs.
- Provided “whole building, whole portfolio” energy audits and ongoing guidance to cities and the County, to support deep savings and leverage PG&E’s 0% financing (up to \$4.5M per public agency).

Outreach to Small Businesses

- Developed list of target small and medium business customers using PG&E Energy Insight system.
- Began development of new micro-business program pilot to reach currently underserved small businesses in San Mateo County.

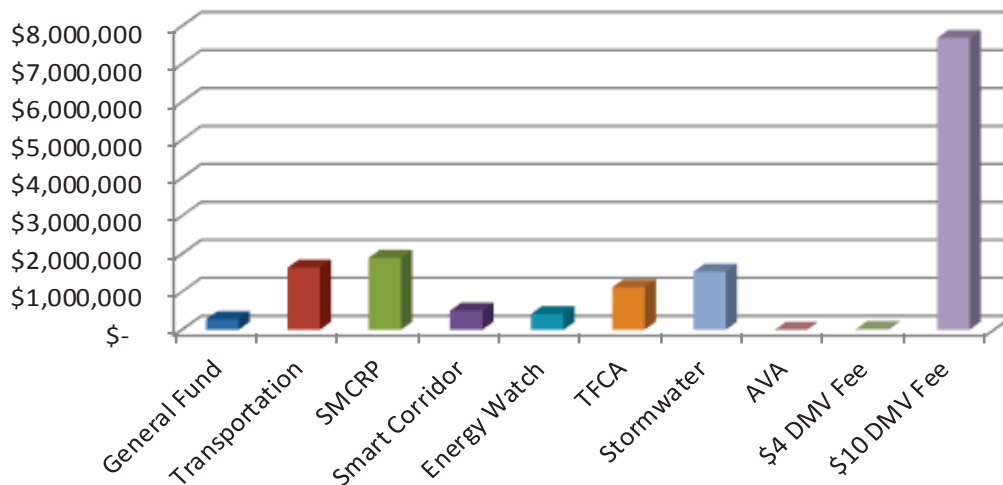
Support for K-12 Public Schools

- Assisted schools in accessing Prop 39 funds by including SMC Energy Watch’s turnkey lighting, leveraging no-cost audits from a variety of retrofit programs.
- Tracked or submitted Prop 39 Expenditure Plans for nearly all school districts in San Mateo County.

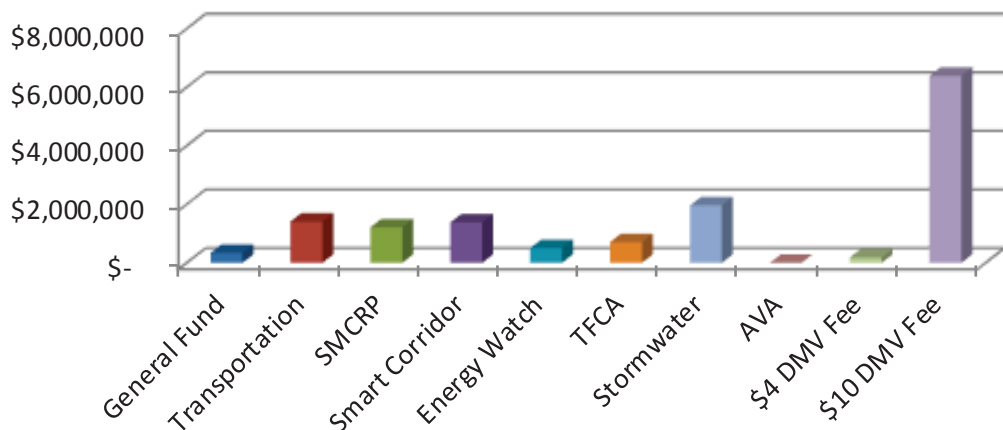
Climate Action via the Regionally Integrated Climate Action Planning Suite (RICAPS)

- Continued technical assistance for remaining cities in finalizing climate action plans (CAPs) and C/CAG in finalizing its transportation CAP using RICAPS tools.
- Supported cities in implementing CAPs through monthly multi-city working group meetings and individual technical assistance.
- Launched online platform to track countywide progress on climate action goals to increase community awareness and engagement.
- Completed development of community greenhouse gas inventory report for all 21 jurisdictions for 2013, and began 2014 and 2015 reports.

Revenues FY 2016-2017



Expenditures FY 2016-2017



SMCRP - San Mateo County Congestion Relief Program
TFCA - Transportation Fund for Clean Air

AVA - Abandoned Vehicle Abatement
DMV Fee - Motor Vehicle Registration Fee

The Revenues and Expenditures are shown above for the various C/CAG programs. All the programs are managed such that the total expenditures do not exceed the available revenue. In the cases above, where the expenditures exceed the revenue, there is a balance that is carried forward to cover the excess.

C/CAG Responsibilities include the following functions and Countywide plans:

- Allocation of State and federal transportation funds to cities, the County, and other agencies
- State Legislative Advocacy
- Congestion Management Program
- Countywide Transportation Plan
- Comprehensive Airport Land Use Compatibility Plans
- San Mateo County Congestion Relief Plan (SMCRP)
- Collaboration between stormwater pollution management, flood control, and sea level rise efforts
- Integrated Solid Waste Management Plan (review and comment)
- Transportation Fund for Clean Air (TFCA) Program
- Countywide Water Pollution Prevention Program
- Environment/Transportation Pilot Program
- San Mateo County Energy Watch
- San Mateo County Priority Development Area (PDA) Investment and Growth Strategy

C/CAG Projected Statement of Revenues, Expenditures & Changes in Fund Balance FY 2016-2017

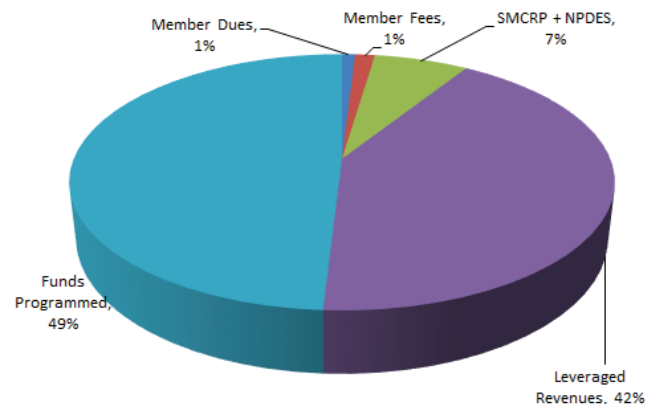
	Administrative Program (General Fund)	Transportation Programs	SMCRP Program	Smart Corridor	LGP Energy Watch	TFCA	NPDES	AVA	DMV Fee Program	Measure M (DMV Fee)	Total
BEGINNING BALANCE	199,748	2,072,112	4,182,207	489,263	208,766	680,462	1,532,084	0	2,922,770	7,375,369	19,662,781
PROJECTED REVENUES											0
Interest Earnings	2,064	18,409	44,981	0	650	6,616	12,915	0	21,208	71,208	178,051
Member Contribution	275,651	410,452	1,850,000	0	0	0	126,089	0	0	0	2,662,192
Cost Reimbursements-SFIA	0	0	0	0	0	0	0	0	0	0	0
MTC/ Federal Funding	0	794,446	0	0	0	0	0	0	0	635,000	1,429,446
Grants	0	0	0	0	415,313	0	0	0	0	0	415,313
DMV Fee	0	0	0	0	0	1,110,717	0	0	350	6,981,001	8,092,068
NPDES Fee	0	0	0	0	0	0	1,390,534	0	0	0	1,390,534
TA Cost Share	0	0	0	0	0	0	0	0	0	0	0
Miscellaneous/ SFIA	0	0	0	0	0	0	0	0	0	0	0
Street Repair Funding	0	0	0	0	0	0	0	0	0	0	0
PPM-STIP	0	414,014	0	31,006	0	0	0	0	0	0	445,020
Assessment	0	0	0	0	0	0	0	0	0	0	0
TLSP	0	0	0	470,092	0	0	0	0	0	0	470,092
Total Revenues	277,715	1,637,321	1,894,981	501,098	415,963	1,117,333	1,529,538	0	21,558	7,687,209	15,082,716
TOTAL SOURCES OF FUNDS	477,463	3,709,433	6,077,188	990,361	624,729	1,797,795	3,061,622	0	2,944,328	15,062,578	34,745,497
PROJECTED EXPENDITURES											
Administration Services	72,956	123,509	43,493	49,598	12,639	3,267	37,260	0	0	39,195	381,917
Professional Services	174,776	922,773	19,996	9,018	282,426	21,206	278,372	0	0	112,994	1,821,561
Consulting Services	23,344	356,843	137,500	1,322,860	203,972	0	1,590,449	0	175,000	1,517,155	5,327,123
Supplies	1,629	500	0	0	0	0	0	0	0	0	2,129
Prof. Dues & Memberships	0	0	0	0	0	0	40,928	0	0	0	40,928
Conferences & Meetings	9,315	2,000	0	0	3,930	0	5,500	0	0	60	20,805
Printing/ Postage	11,656	0	0	0	0	0	2,500	0	0	0	14,156
Publications	0	1,812	0	0	378	0	0	0	0	0	2,190
Distributions	0	0	1,010,000	0	0	680,000	7,000	0	1,803	4,715,976	6,414,779
OPEB Trust	25,000	0	0	0	0	0	0	0	0	0	25,000
Miscellaneous	500	0	0	0	0	0	1,000	0	0	0	1,500
Bank Fee	3,987	0	0	0	0	0	0	0	0	0	3,987
Audit Services	19,400	0	0	0	0	0	0	0	2,500	2,500	24,400
Project Management	0	0	0	0	0	0	0	0	0	0	0
Total Expenditures	342,563	1,407,437	1,210,989	1,381,476	503,345	704,473	1,963,009	0	179,303	6,387,880	14,080,475
TRANSFERS											
Transfers In	0	0	0	800,000	200,000	0	0	0	0	0	1,000,000
Transfers Out	0	0	200,000	0	0	0	0	0	0	800,000	1,000,000
Administrative Allocation	(191,621)	105,680	6,413	0	29,803	2,472	31,881	0	0	15,372	0
Total Transfers	(191,621)	105,680	206,413	(800,000)	(170,197)	2,472	31,881	0	0	815,372	0
NET CHANGE	126,772	124,204	477,579	(80,378)	82,815	410,388	(465,352)	0	(157,745)	483,957	1,002,240
TRANSFER TO RESERVES	3,346	218,137	20,000	0	0	0	-80,903	0	-50,000	-	110,580
TOTAL USE OF FUNDS	154,288	1,731,254	1,437,402	581,476	333,148	706,945	1,913,987	0	129,303	7,203,252	14,191,055
ENDING FUND BALANCE	323,175	1,978,179	4,639,786	408,885	291,581	1,090,850	1,147,635	0	2,815,025	7,859,326	20,554,442
RESERVE FUND											
Beginning Reserve Balance	40,000	400,000	120,000	0	0	0	120,000	0	0	120,000	800,000
Reserve Transfers In	0	0	0	0	0	0	0	0	0	0	0
Reserve Transfers Out	0	0	0	0	0	0	0	0	0	0	0
Ending Reserve Balance	40,000	400,000	120,000	0	0	0	120,000	0	0	120,000	800,000

C/CAG Member Dues/Fees Highly Leveraged

Leverage:

Including C/CAG controlled funds: \$29,495,027 / \$2,662,192 = 11 to 1 controlled

Excluding C/CAG controlled funds: \$12,420,000/ \$2,662,192 = 5.6 to 1





2017 - 2018 Goals

Complete Environmental Studies for the US 101 Managed Lane Project.

Initiate the environmental phase for the Smart Corridors expansion into South San Francisco.

Allocate and begin construction for approximately \$2M South San Francisco Grand Boulevard Initiative project.

Complete Project studies for the Smart Corridors expansion in Daly City and Brisbane.

Develop the 2018 State Transportation Improvement Program (STIP).

Collaborate with the County Department of Housing and Home for All SMC in developing tools that incentivize or facilitate housing production.

Assist member agencies to deliver \$6M in OBAG 1 Federal Aid Funds and \$5M in regional/State Active Transportation funds.

Co-sponsor a Countywide "Water Summit" to discuss flooding, sea level rise, resiliency, and stormwater.

Model various green infrastructure implementation scenarios in San Mateo County.

Continue supporting member agencies in developing local Green Infrastructure Plans.

Assist member agencies in implementing programs to reduce trash, mercury, and PCBs

Engage and educate the public on pollution prevention.

Execute countywide campaigns to assist small business, city, nonprofit, farm and school customers in reducing energy use through the San Mateo County Energy Watch program.

Support cities in climate action planning and reporting annual progress.

Implement ALUCP policies

Committees

Administrator's Advisory Committee

Airport Land Use Committee (ALUC)

Bicycle & Pedestrian Advisory Committee (BPAC)

Congestion Management & Environmental Quality Committee (CMEQ)

Congestion Management Program Technical Advisory Committee (CMP TAC)

Countywide Transportation Plan Working Group

Finance Committee

Legislative Committee

Ramp Metering Technical Working Group

Resource Management & Climate Protection Committee (RMCP)

Smart Corridor Stakeholders Committee

Stormwater Committee

Stormwater Technical Advisory Committee

Countywide Water Coordination Committee